

brother

2025 SEWING MACHINE CATALOGUE



**AVAILABLE
THROUGH AUTHORISED
BROTHER DEALERS**

MAKE IT YOUR OWN

SP1 Sublimation Printer



Print designs up
to 215 x 355mm



Print in high quality,
vibrant colours



Compact size, perfect
for your desktop



Connects
wirelessly



Express yourself
further with Artspira!



Print via Artspira app or
normal printer driver



Starter kit included:
sublimation paper and
full set of inks





AT YOUR SIDE 24/7

How to connect with Brother

Instructions on setting up your Brother product, manuals, FAQs, videos & troubleshooting.
support.brother.com

Can't find what you need?
Contact the Customer Care Technical Experts.
brother.com.au/en/support

Say hi, be part of the community.

  @BrotherAustralia



APPS FOR YOUR SMART DEVICE



ARTSPIRA

Transfer free crafting and embroidery files from your smart device to your WLAN enabled Brother ScanNCut DX or embroidery machine.



BROTHER MY STITCH MONITOR

Monitor the progress of your Brother embroidery machine from your smart device.



BROTHER MY DESIGN SNAP

Wirelessly transfer images from your smart device to your embroidery machine.



* Selected machines only.



PRODUCT SEARCH

| | |
|--|----|
| Brother Innov-is A16 | 10 |
| Brother Innov-is A80 | 12 |
| Brother Innov-is A150 | 14 |
| Brother Innov-is M380D | 16 |
| Brother Innov-is F420 | 18 |
| Brother CV3550 Coverstitch | 20 |
| Brother 2504D Overlocker | 22 |
| Brother 4234D Overlocker | 24 |
| Brother Airflow 3000 Overlocker | 26 |
| Brother Innov-is NV1800Q | 28 |
| Brother PQ1600S Straight Stitching | 30 |
| Brother Innov-is NV880E | 32 |
| Brother Innov-is NV2700 | 34 |
| Brother Innov-is NQ3700D | 36 |
| Brother Quilt Club BQ2500 | 38 |
| Brother Quilt Club BQ3100 | 40 |
| Brother Essence VE2300 | 44 |
| Brother Essence VM5200 | 46 |
| Brother Stellaire XE2 | 48 |
| Brother Stellaire XJ2 | 50 |
| Brother Aveneer EV1 | 54 |
| Brother SP1 Sublimation Printer | 56 |
| Brother ScanNCut DX SDX1250 | 58 |
| Brother ScanNCut DX SDX2250D | 60 |
| Brother PR680W Multi-Needle | 64 |
| Brother PR1055X Multi-Needle | 66 |

APPS FOR YOUR COMPUTER



CANVASWORKSPACE

Create, edit, convert and send cut data to and from your ScanNCut machine for free. (Windows, Mac)

Also available online:
canvasworkspace.brother.com



DESIGN DATABASE TRANSFER

Preview embroidery files on your PC, including stitch counts and colours. Send files wirelessly to your embroidery machine. (PC Only)

Getting started just got easier.

Forget everything you know about complicated sewing machines.

From setting up for your first test stitches to confidently navigating the rest of your machine's features, Brother has every step of the way covered to make sure your sewing experience is off to an easy start.

Support at your fingertips

Believe it or not, most people don't like reading manuals! Watch the Brother how-to videos online, whenever you want and as often as you want on your smartphone or tablet. Even an experienced sewer is bound to pick up a trick or two for setting up and using their machine. The Brother Support Centre App is free and yes, includes the Operation Manual for those who prefer to read their instructions.



Set up in minutes

In a hurry? Isn't everyone! Your Brother machine has been designed for a hassle-free set up. From the advanced one-action needle threader which is everyone's dream to jam-resistant bobbin that simply drops into its case - there's no need to turn the wheel or hold the bobbin thread when you start sewing. Everything has been designed to get you sewing quicker.



Helpful on-screen prompts

When you are ready to try a new stitch – there's no need to consult the manual. Simply select the stitch and the screen displays which presser foot to snap on and adjusts the stitch settings to suit. There are other prompts too, all designed to intuitively guide you along the way. Clever!



Convenient touch controls

Welcome to the new way of sewing – everything is at your fingertips and it's fun! You don't even have to use the foot pedal if you don't want to. Press the start/stop button to start stitching and press the button again to stop. Reverse stitching, needle up or down – there are buttons for those functions too. Some machines even have a button to automatically trim your threads. Now this is sewing.



Quality you can count on year after year.

Welcome to Brother's renowned Innov-is range of machines.

The flagship of Brother's sewing, quilting, embroidery and crafting machines, Innov-is is synonymous with precision engineering and technology, delivering the best of Brother's ranges to discerning enthusiasts who rely on quality.

Innov-is engineering

Designed for years of durability, a robust metal frame within the resin exterior, ensures your Innov-is machine is a solid investment. Built to reduce vibration and shake when sewing, these models also draw from the design of Brother's larger Innov-is machines and feature a fixed needle bar for added needle stability when stitching.



Innov-is performance

The powerful motor that drives your Innov-is machine is strong enough to handle bulky layers of heavyweight fabrics such as denim without strain. The easy computerised settings enable you to adjust your stitches and speed to suit a wide variety of fabric types and thicknesses, including delicate sheers and stretchy knits making your Innov-is machine a very versatile sewing companion.



Innov-is experience

Effortless sewing begins with the quality of the fabric-feeding system. In an Innov-is machine, for enhanced fabric handling, a longer presser foot ensures more contact with your fabric as you sew. Underneath your fabric, 7 precision engineered feed dogs grip and move your fabric. Watch as your machine feeds the fabric through, stitch by stitch – you simply guide the fabric's direction. It's like cruise control.



Innov-is peace of mind

For reliability and hassle-free sewing, you can't go wrong with an Innov-is machine by Brother. That's why Innov-is Series machines are backed with a 3 year mechanical warranty and an extended 5 year electrical/computer warranty. Thinking even longer term? Brother offers support for the life of your Innov-is machine. Should you ever need it, Brother has a network of authorised parts and service centres around the country.



MEET THE RANGE



Sewing



Embroidery



Quilting



Digitising

COMPACT INNOV-IS



Brother Innov-is A16



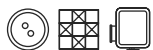
Brother Innov-is A80



Brother Innov-is A150



Brother Innov-is M380D



INNOV-IS



Brother Innov-is F420



*STRAIGHT STITCH



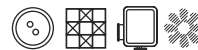
Brother PQ1600S



AVENEER



Brother Aveneer EV1



MID-SIZED INNOV-IS



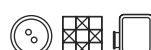
Brother Innov-Is NV880E



Brother Innov-is NV1800Q



Brother Innov-is NV2700



Brother Innov-is NQ3700D

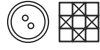


*Brother Professional Series. Mechanical. Not part of Innov-is range.

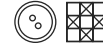
QUILT CLUB SERIES



Brother Quilt Club BQ2500



Brother Quilt Club BQ3100



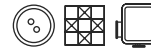
ESSENCE SERIES



Brother Essence VE2300



Brother Essence VM5200



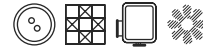
STELLAIRE SERIES



Brother Stellaire2 XE2



Brother Stellaire2 XJ2



EMBROIDERY



Brother Multi-Needle PR680W



Brother Multi-Needle PR1055X





Easy to use. Innov-is quality sewing.

Brother Innov-is A16

Built for ease of use and reliability, the Brother Innov-is A16 computerised sewing machine delivers great value, multipurpose sewing for beginning and intermediate users and students. It features an anti-vibration sturdy metal interior and power for heavy duty sewing and 16 stitches.




Easy Needle Threader




Lock Stitch Feature


Innov-is




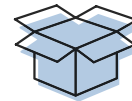
1. Start/stop button 2. Advanced one-touch needle threader 3. Reverse button 4. Lock stitch button prevents seams unraveling 5. Raise/lower needle button 6. Speed control slider for safety and accuracy 7. Simple bobbin winding 8. Easy-to-read backlit screen 9. 16 stitches 3 one-step buttonholes 10. On/off switch 11. 7 point feed, smooth handling for all fabrics. 12. Accessory storage area. Slides off for access to free arm 13. Jam resistant drop-in bobbin 14. LED light



 3 Automatic Buttonholes



 Helpful Brother Support App



What's included?


6 Sewing Presser Feet:

- Zigzag Foot
- Zipper Foot
- Buttonhole Foot
- Button Sewing Foot
- Overcasting Foot
- Blind Stitch Foot


Plus

Needle Set, Twin Needle, 4 Bobbins, Seam Ripper, Cleaning Brush, Disc-Shaped Screwdriver, Extra Spool Pin, Spool Cap (Small/ Medium/ Large), Spool Net, Bobbin Case, Foot Controller, Accessory Bag, Soft Case, Operation Manual, Quick Reference Guide.



 Drop-In Bobbin



 Heavy Duty Sewing



Easy to use. Innov-is quality sewing.

Brother Innov-is A80

Built for ease of use and reliability, the Brother Innov-is A80 computerised sewing machine delivers great value, multipurpose sewing for beginning and intermediate users. It features an anti-vibration sturdy metal interior and power for heavy duty sewing and 80 sewing stitches.



Easy Needle Threader




Lock Stitch/End pattern


Innov-is




1. Start/stop button 2. Advanced one-touch needle threader 3. Reverse button 4. Lock stitch button prevents seams unraveling 5. Raise/lower needle button 6. Speed control slider for safety and accuracy 7. Simple bobbin winding 8. Easy-to-read backlit screen 9. Stitch selection dial: 80 stitches 8 one-step buttonholes 10. On/off switch 11. 7 point feed, smooth handling for all fabrics. 12. Accessory storage area. Slides off for access to free arm 13. Jam resistant drop-in bobbin 14. LED light



 8 Automatic Buttonholes



 Helpful Brother Support App



What's included?


7 Sewing Presser Feet:

- Spring Action Zigzag Foot
- Zipper Foot
- Buttonhole Foot
- Button Sewing Foot
- Overcasting Foot
- Monogramming Foot
- Blind Stitch Foot

Plus

Needle Set, Twin Needle, 4 Bobbins, Seam Ripper, Cleaning Brush, Eyelet Punch, Disc-Shaped Screwdriver, Extra Spool Pin, Spool Cap (Small/Medium/Large), Spool Net, Bobbin Case, Foot Controller, Accessory Bag, Stitch Pattern Plate, Stitch Pattern Holder, Hard Case, Operation Manual, Quick Reference Guide.



 Drop-In Bobbin



 Heavy Duty Sewing



Easy to use. Innov-is quality sewing.

Brother Innov-is A150

Built for ease of use and reliability, the Brother Innov-is A150 computerised sewing machine delivers great value, multipurpose sewing for beginning or experienced users. It features an anti-vibration sturdy metal interior, power for heavy duty sewing, 150 sewing stitches and auto thread trimming for convenience.



Easy Needle Threader





Lock Stitch/End pattern

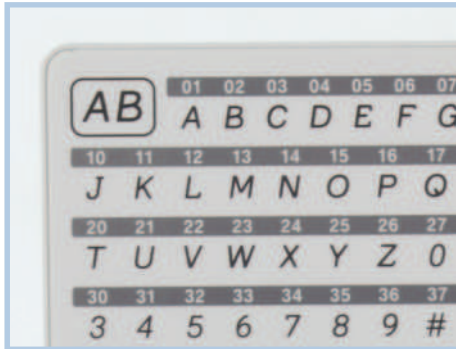
Innov-is




1. Start/stop button 2. Advanced one-touch needle threader 3. Reverse button 4. Lock stitch button prevents seams unraveling 5. Raise/lower needle button 6. Thread cutter button 7. Speed control slider for safety and accuracy 8. Simple bobbin winding 9. Easy-to-read backlit screen 10. Operation keypad: 150 stitches 10 one-step buttonholes 11. On/off switch 12. 7 point feed, smooth handling for all fabrics. 13. Accessory storage area. Slides off for access to free arm 14. Jam resistant drop-in bobbin 15. LED light



 10 Automatic Buttonholes



 3 Sewing Alphabets



What's included?


7 Sewing Presser Feet:

- Zigzag Foot
- Zipper Foot
- Buttonhole Foot
- Button Sewing Foot
- Overcasting Foot
- Monogramming Foot
- Blind Stitch Foot

Plus

Needle Set, Twin Needle, 4 Bobbins, Seam Ripper, Cleaning Brush, Eyelet Punch, Disc-Shaped Screwdriver, Extra Spool Pin, Spool Cap (Small/Medium/Large), Spool Net, Bobbin Case, Foot Controller, Accessory Bag, Stitch Pattern Plate, Stitch Pattern Holder, Hard Case, Operation Manual, Quick Reference Guide.



 Auto Thread Cutter



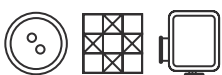
 Heavy Duty Sewing



Sewing and embroidery in a compact footprint.

Brother Innov-is M380D

It sews, it quilts and it embroiders. Enjoy smooth sewing and the creativity of 181 built-in sewing stitches. Embroidery editing features include letter editing, enhanced zoom, resizing, rotating, repositioning and combining designs. Includes 135 embroidery designs including 65 Disney designs plus 11 embroidery fonts.



100mm x 100mm Embroidery Area




On-Screen Editing


Innov-is




1. Start/stop button 2. Advanced one-touch needle threader 3. Reverse button 4. Raise/lower needle button 5. Thread cutter button 6. Speed control slider for safety and accuracy 7. Simple bobbin winding 8. Colour LCD touch screen 9. Operation panel 10. USB port 11. 7 point feed, smooth handling for all fabrics. 12. Accessory storage area. Slides off for access to free arm 13. Jam resistant drop-in bobbin 14. LED light



 WLAN and USB Connectivity



 Online How-To Videos



What's included?


8 Sewing Presser Feet:

- Zigzag Foot
- Zipper Foot
- Buttonhole Foot
- Button Sewing Foot
- Overcasting Foot
- Monogramming Foot
- Blind Stitch Foot
- Embroidery Foot

Plus

Detachable Embroidery Unit, Embroidery Frame (100mm x100mm/4 x 4 inch), Grid Sheet Set, Embroidery Design Guide, 3 Pre-Wound Bobbins (60 Weight White Embroidery Bobbin Thread), 4 Bobbin Clips, Needle Set, Twin Needle, 2 Bobbins, Seam Ripper, Scissors, Cleaning Brush, Eyelet Punch, Disc-Shaped Screwdriver, Screwdriver, Extra Spool Pin, Spool Cap (Large/Medium/Small), Spool Net, Thread Spool Insert (Mini King Thread Spool), Bobbin Case, Foot Controller, Accessory Bag, Hard Case, Operation Manual, Quick Reference Guide.



 Thread Trimming



 My Custom Stitch




Mid-size sewing with adjustable foot pressure.

Brother Innov-is F420 Sewing machine

With 7.4 inches of workspace, adjustable foot pressure and a Square Feed Drive System for smooth feeding on any weight of fabric, the Innov-F420 offers a superior sewing experience. Includes 180 stitches with 10 styles of one-step auto-size buttonhole plus 5 built-in fonts and the My Custom Stitch function to create your own stitches.



Adjustable Foot Pressure



Square Feed Drive System


Innov-is



1. Advanced needle threader 2. Start/Stop button 3. Reverse stitch button 4. Reinforcement stitch button 5. Needle position button 6. Thread cutter button 7. Sewing speed controller 8. Handwheel 9. Liquid crystal display 10. Operation panel 11. Knee lifter mounting slot 12. Flat bed attachment 13. Presser foot



Lock Stitch Feature



Drop-in Bobbin



What's included?

7 Sewing Presser Feet:

- Zigzag Foot
- Zipper Foot
- Buttonhole Foot
- Button Sewing Foot
- Overcasting Foot
- Monogramming Foot
- Blind Stitch Foot

Plus

Foot Controller, Knee Lifter, Hard Case, Operation Manual, Needle Set, Twin Needle, Bobbin (4), Eyelet Punch, Extra Spool Pin, Small Spool Cap, 2 X Medium Spool Cap, Large Spool Cap, Spool Net, Large Screwdriver, Disc-Shaped Screwdriver, Cleaning Brush, Seam Ripper, Accessory Bag.



Thread Trimming



Backlit LCD Display



Professional results. Double-sided.

Brother CV3550 Coverstitch Machine

The Brother CV3550 double-sided coverstitch machine offers coverhem functionality, including top cover, for a high-quality, professional finish for your garments and homewares. Easy handling and user-friendly threading. View the included DVD to learn more about the CV3550's 5, 4, 3 and 2 thread stitches including double-sided stitches.



2, 3, 4 Or 5 Thread Stitches including Top Cover



Double-Sided Stitching



Auto Thread Tension Release



Adjustable Foot Pressure



What's included?

2 Presser Feet:

- Standard Foot
- Clear Foot

Plus

Foot Controller, Soft Cover, Operation Manual, Tweezers, Needle Set (3), Top Cover Spreader, Top Cover Thread Guide, Thread Spool Cap (5), Spool Mat (5), Thread Net (5), Hexagonal Screwdriver, Cleaning Brush, Accessory Bag, Instructional DVD.



Differential Feed



Free Arm or Flat Bed



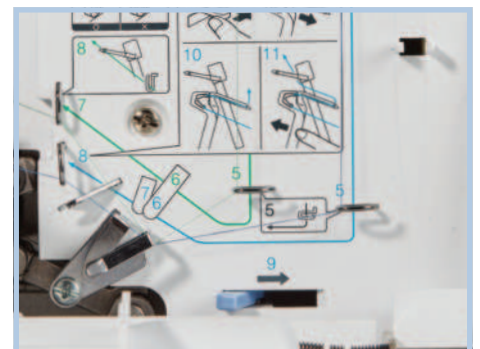
Professional results.

Brother 2504D Overlocker

The Brother 2504D Overlocker is the ideal solution for finishing edges and hems professionally and affordably. Sew seams, roll hems and add decorative effects with ease with this 3 or 4 thread overlocker.


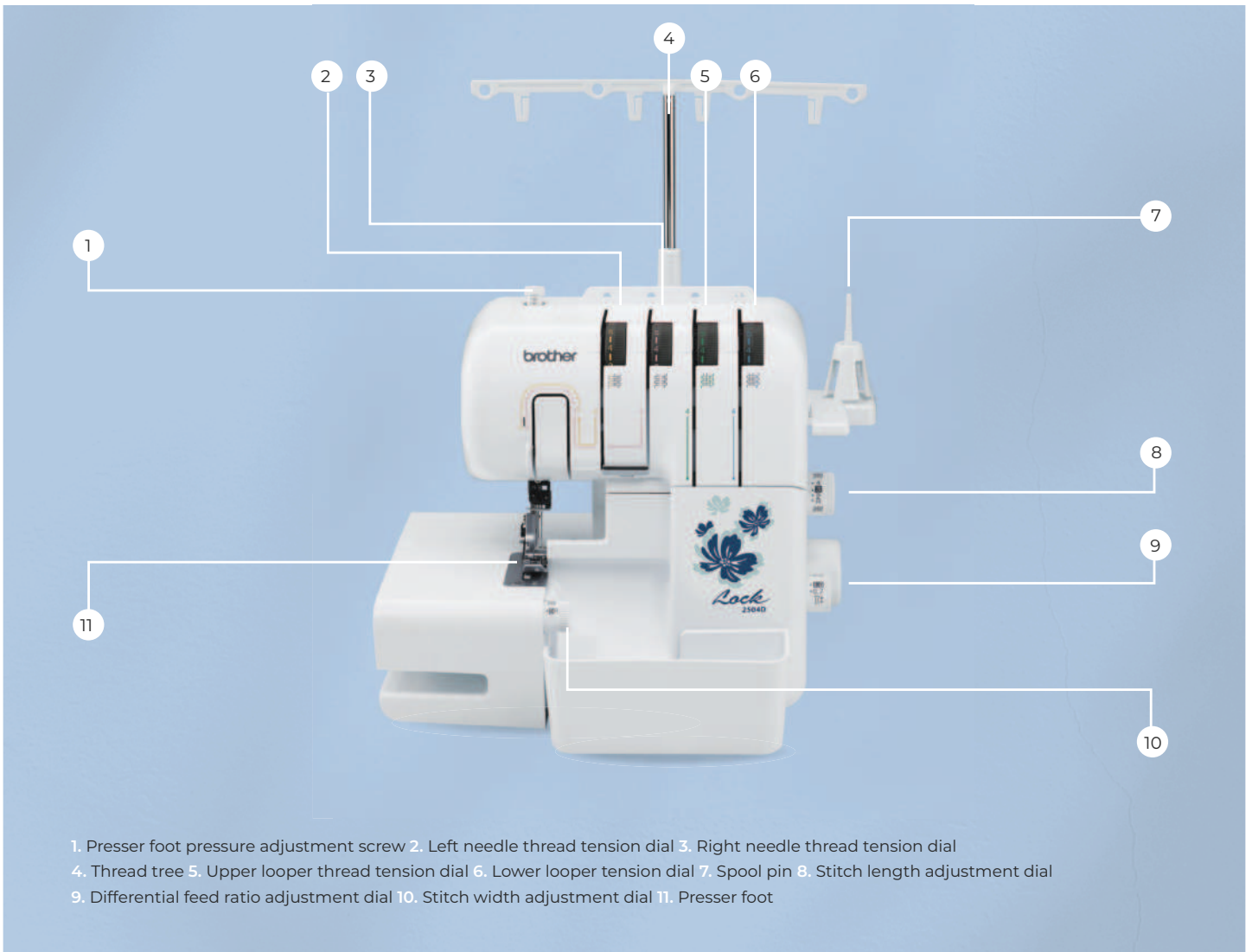



3 or 4 Thread Stitches




FAST

FAST Lower Loper Threading





 Easy Threading




 Differential Feed



 Pressure Control



 Free Arm or Flat Bed



What's included?

2 Presser Feet:

- Standard Foot
- Piping Foot

Plus

Foot Controller, Soft Cover, Operation Manual, Stitch Finger, Tweezers, Needle Set, Thread Spool Cap (4), Thread Net (4), Hexagonal Screwdriver, Cleaning Brush, Accessory Bag, Trim Trap, Instructional DVD.



Wide table optional


Professional results. Simple threading.

Brother 4234D Overlocker


Choose from a 2, 3 or 4 thread stitch and enjoy the new easy one-touch needle threader for threading two needles. The 4234D features two needles with a differential feed ratio of 0.7 to 2.0 for perfect seams on virtually any fabric type. Create stitches from 2.0mm to 4.0mm in length and 5.0mm to 7.0mm in width.



2, 3 or 4 Thread Stitches



FAST Lower Loper Threading




1. Presser foot pressure adjustment screw 2. Left needle thread tension dial 3. Right needle thread tension dial
 4. Thread tree 5. Upper looper thread tension dial 6. Lower looper tension dial 7. Spool pin 8. Stitch length adjustment dial
 9. Differential feed ratio adjustment dial 10. Stitch width adjustment dial 11. Presser foot 12. Needle threader



 Auto Needle Threading



 Differential Feed




What's included?

- Standard Foot
- Blind Stitch Foot
- Trim Trap


Plus

Foot Controller, Soft Cover, Operation Manual, Stitch Finger, Tweezers, Needle Set, Thread Spool Cap (4), Thread Net (5), Thread Change Assembly, Hexagonal Screwdriver, Cleaning Brush, Accessory Bag.



 Pressure Control




 LED Lighting




Easy to thread, air threading overlocker.


Brother Airflow 3000 Overlocker

Thread the Brother AIRFLOW 3000 overlocker with a blast of jet air. Finishing edges and hems professionally is easier than ever with air threading. Versatile 2, 3 or 4 thread overlocking with 0.7 to 2mm differential feed ratio for outstanding stitch quality. Powerful speeds of up to 1300 stitches per minute.



 Air Threading



 Differential Feed



2,3 or 4 Thread Stitches



Easy Change Settings



What's included?

4 Sewing Presser Feet:

- Standard Foot
- Blind Stitch Foot
- Trim Trap
- Gathering Foot
- Piping Foot



Pressure Control



Safety Sensor

Plus

Foot Controller, Soft Cover, Operation Manual, Tweezers, Needle Set, Thread Spool Cap (4), Thread Net (5), Thread Change Assembly, Hexagonal Screwdriver, Cleaning Brush, Accessory Bag.



Crowd favourite for quilting features and value.

Brother Innov-is NV1800Q

Loaded with sophisticated features, the Innov-is NV1800Q also includes an 8.3 inch workspace and comes with a wide table included, making it ideal for large sewing projects and quilts. Includes 290 built-in sewing stitches, plus the ability to create your own stitches with Brother's exclusive My Custom Stitch feature.



Pivot Function



Automatic Height Adjuster

Innov-is



1. Needle threader lever 2. Start/Stop button 3. Reverse stitch button 4. Reinforcement stitch button 5. Needle position button 6. Thread cutter button 7. Presser foot lifter button 8. Sewing speed controller 9. Liquid crystal display 10. Handwheel 11. Pivot key 12. Automatic reverse/reinforcement key 13. Automatic thread cutting key 14. Operation panel 15. Knee lifter mounting slot 16. Flat bed attachment 17. Presser foot



Store Customised Settings



Sideways Sewing for Patches or Wide Decorative Stitches



What's included?

16 Sewing Presser Feet:

- Free-Motion Open Toe Quilting Foot
- Free-Motion Echo Quilting Foot
- Free-Motion Quilting Foot
- Walking Foot
- 1/4 Inch Quilting Foot (with Guide)
- Quilting Guide
- Stitch Guide Foot
- Adjustable Zipper/Piping Foot

Plus

Non-Stick Foot, Open Toe Foot, Zigzag Foot, Buttonhole Foot, Overcasting Foot, Blind Stitch Foot, Zipper Foot, Monogramming Foot, Button Fitting Foot, Wide Table, Foot Controller, Knee Lifter, Hard Case, Operation Manual, Needle Set, Twin Needle, Bobbin (4), Eyelet Punch, Horizontal Spool Pin, Thread Spool Insert (Mini King Thread Spool), Small Spool Cap, 2 X Medium Spool Cap, Large Spool Cap, Spool Net, Large Screwdriver, L-Shaped Screwdriver, Disc-Shaped Screwdriver, Cleaning Brush, Seam Ripper, Accessory Bag, Quick Start Guide.



Auto Thread Trimming



290 Stitches plus My Custom Stitch



Heavy Duty. High speed straight stitching.

Brother PQ1600S

Brother's PQ1600S sewing and quilting machine is a straight stitching only sewing machine, with 8.6 inches of workspace. This power house with a metal construction can sew up to 1500 stitches per minute. It features auto thread cutting and includes a wide table.



Exclusive Pin Feed Mechanism




Easy One-Touch Needle Threader

brother
at your side

PQ1600S



Heavy Duty Sewing



Adjustable Feed Dogs



What's included?

8 Sewing Presser Feet:

- General purpose foot
- Rolled hem foot
- Zipper foot
- 1/4 inch foot
- Free motion quilting foot
- Pin feed foot
- Invisible zipper foot
- Walking foot

Plus

5 X Bobbins, Seam Guide, Fabric Separator, Extension Table, Knee Lifter, Soft Cover, Medium Screwdriver, Small Screwdriver, Cleaning Brush, Spool Cap, Needle Set, Foot Controller, Replacement Feed Pin, Feed Pin Changer, Spool Net, Spool Cushion, Operation Manual



Simple Bobbin Insertion



Adjustable Thread Tension



Value packed embroidery. Import files via WLAN.

Brother Innov-is NV880E

The perfect next-step embroidery machine, the Brother Innov-is NV880E embroidery machine is packed full of easy-to-use features. It's the perfect machine to embellish and personalise clothing, quilts, towels and so much more. Drop your needle exactly where it needs to be with the LED needle pointer for perfect positioning. The thread-trimmer function neatly trims any excess threads for you. 160mm x 260mm embroidery area. 258 built-in embroidery designs. 13 embroidery fonts. 4.9" LCD colour touchscreen. Advanced needle threader. Colour sorting. Auto presser foot down function. Wireless LAN data transfer enabled.



160mm x 260mm Embroidery Area



Free App to transfer files

Optional Magnetic Frame



Droplight Positioning Marker



In-Hoop Preview



What's included?

- Embroidery Foot with LED Pointer
- Embroidery Frame Set 160mm x 260mm
- Embroidery Frame Set 150mm x 150mm
- Embroidery Frame Set 100mm x 100mm

Plus

Operation Manual/ Quick Reference Guide, Bobbins (4), Soft Cover, Embroidery Bobbin Thread (#90, White), Embroidery Needle Set (4), Thread Spool Insert (Mini King Thread Spool), 2 X Medium Spool Cap, Large Spool Cap, Spool Net, Large Screwdriver, L-Shaped Screwdriver, Disc-Shaped Screwdriver, Cleaning Brush, Scissors, Seam Ripper, Accessory Bag.



On Screen Editing



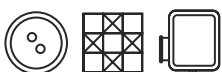
Colour Sorting Feature



Versatile combo. Import files via WLAN.

Brother Innov-is NV2700

Take your sewing, quilting and embroidery to the next level with the Brother Innov-is NV2700, the perfect next-step machine. 160mm x 260mm embroidery area. 258 built-in embroidery designs, 13 fonts. 4.9" LCD colour touchscreen. Great value embroidery features: Auto foot down, programmable jump stitch trimmer, colour sorting, text editing, LED pointer for positioning. Wireless LAN data transfer enabled for importing designs. Advanced needle threader and auto thread cutter. 291 built-in sewing and decorative stitches plus convenient sewing features: Pivot function, sideways feed, fully automatic thread tension, free-motion height adjustment and more. Includes walking foot.



Automatic Height Adjuster



Free App to transfer files

Innov-is




1. Start/Stop button 2. Reverse stitch button 3. Reinforcement stitch button 4. Needle position button 5. Thread cutter button 6. Presser foot lifter button 7. Sewing Speed controller 8. Handwheel 9. Colour liquid crystal display 10. Operational keys 11. Knee lifter slot 12. Embroidery unit 13. Presser foot 14. Led light



 Pivot Function



 Droplight Positioning Marker



What's included?

14 Sewing Presser Feet:

Zig Zag Foot, Blind Stitch Foot, Zipper Foot, Overcasting Foot, Buttonhole Foot, Monogramming Foot, Button Fitting Foot, Stitch Guide Foot, Adjustable Zipper/Piping Foot, Free Motion Open Toe Quilting Foot, Non Stick Foot, Open Toe Foot, 1/4 Inch Piecing Foot, Walking Foot

Plus

Embroidery Foot With Led Pointer, Embroidery Frame Set 160 mm x 260mm, Embroidery Frame Set 130mm x 180mm, Operation Manual, Quick Reference Guide, Embroidery Bobbin Thread (#60, White), Embroidery Positioning Sticker Sheets (4), Lens Calibration Sheet, Stabilizer Material, Embroidery Needle Plate Cover, Side Cutter, Needle Set 75/11 (6), Ball Point Needle For Embroidery, Bobbins (10), Bobbin Clips (10), Vertical Spool Pin, Thread Spool Insert (Mini King Thread Spool), Small Spool Cap, 2 x Medium Spool Cap, Large Spool Cap, Spool Felt, Spool Net, Small Screwdriver, Large Screwdriver, Disc-Shaped Screwdriver, Cleaning Brush, Seam Ripper, Scissors, Accessory Bag.



 Colour Sorting Feature



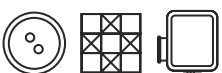
 4.9" Colour Touch Screen



Versatile combo. WLAN. Disney designs.


Brother Innov-is NQ3700D

Take your sewing, quilting and embroidery to the next level with the Brother Innov-is NQ3700D, the perfect next-step machine. 160mm x 260mm embroidery area. 258 built in embroidery designs, 55 Disney designs and 13 fonts. Great value embroidery features: Auto foot down, programmable jump stitch trimmer, colour sorting, text editing, Wireless LAN data transfer enabled for importing designs. Advanced needle threader and auto thread cutter. 291 built-in sewing and decorative stitches plus convenient sewing features: sideways feed, fully automatic thread tension, free-motion height adjustment and more.



 On Screen Editing



 Droplight Positioning Marker



Automatic Height Adjuster



4.9" Colour Touch Screen



What's included?

14 Sewing Presser Feet:

Zig Zag Foot, Blind Stitch Foot, Zipper Foot, Overcasting Foot, Buttonhole Foot, Monogramming Foot, Button Fitting Foot, Stitch Guide Foot, Adjustable Zipper/Piping Foot, Free-Motion Open Toe Quilting Foot, Non Stick Foot, Open Toe Foot, 1/4 Inch Piecing Foot, Walking Foot

Plus

Embroidery Foot With Led Pointer, Embroidery Frame Set 160mm x 260mm, Embroidery Frame Set 130mm x 180mm, Side Cutter, Operation Manual, Quick Reference Guide, Embroidery Bobbin Thread (#90, White), Embroidery Positioning Sticker Sheets (4), Lens Calibration Sheet, Stabilizer Material, Embroidery Needle Plate Cover, Needle Set 75/11 (6), Ball Point Needle For Embroidery, Bobbins (10), Bobbin Clips (10), Vertical Spool Pin, Thread Spool Insert (Mini King Thread Spool), Small Spool Cap, 2 x Medium Spool Cap, Large Spool Cap, Spool Felt, Spool Net, Small Screwdriver, Large Screwdriver, Disc-Shaped Screwdriver, Cleaning Brush, Seam Ripper, Scissors, Accessory Bag.



Colour Sorting Feature



Pivot Function



Large workspace for big quilts. Dual feed foot.

Brother Innov-is BQ2500

Made for quilters, the Brother Quilt Club Series BQ2500 sewing and quilting machine offers 56 square inches of workspace and 11¼ inch needle to arm – even a king-sized bed quilt fits rolled up! It also features the new Compact Muvit Digital Dual Feed; this accessory foot makes it incredibly easy to sew precise, uniform stitches on a range of fabrics like leather, faux fur and silk. 729 built-in utility and decorative stitches plus another 30 on CD.



11 ¼ Inches needle to arm




Pivot Function



1. Start/Stop button 2. Reverse stitch button 3. Reinforcement stitch button 4. Needle position button 5. Thread cutter button 6. Presser foot lifter button 7. Sewing Speed controller 8. Automatic threading button 9. Handwheel 10. Colour liquid crystal display 11. Speaker 12. Knee lifter slot 13. Accessory compartment 14. Presser foot 15. Led light



New Compact Dual Feed Foot



Auto Needle Threader



What's included?

14 Sewing Presser Feet:

Monogramming Foot, Zig Zag Foot, Buttonhole Foot, Overcasting Stitch Foot, Blind Stitch Foot, Zipper Foot, Clearview Foot, Button Fitting Foot, Free-Motion Quilting Foot, Free-Motion Echo Quilting Foot, Free-Motion Open Toe Quilting Foot, Straight Stitch Foot, Quarter Inch Foot with Guide, Compact Dual Feed Foot

Plus

Wide Table, Foot Controller, Knee Lifter, Soft Cover, Operation Manual, Df Ditch Plate, Df Opentoe Plate, Needle Set (6), Twin Needle, Bobbins (10), Bobbin Clips (10), Cord Guide Bobbin Cover, Bobbin Cover (With Mark), Bobbin Case For Bobbinwork, Eyelet Punch, Grid Sheet, Extra Spool Pin, Dual King Spool Thread Stand, Specialty Spool Cap, Small Spool Cap, Medium Spool Cap, Large Spool Cap, Spool Net, Usb Cable, Large Screwdriver, L-Shaped Screwdriver, Disc-Shaped Screwdriver, Cleaning Brush, Seam Ripper, Accessory Bag, Quick Start Guide.



10" LED Lighting



Large 7" LCD Touch Screen




Large workspace for big quilts. Laser guide.

Brother Innov-is BQ3100

Made for quilters, the Brother Quilt Club Series BQ3100 sewing and quilting machine offers 56 square inches of workspace and 11¼ inch needle to arm – even a king-sized bed quilt fits rolled up! It also features the new Compact Muvit Digital Dual Feed; this accessory foot makes it incredibly easy to sew precise, uniform stitches on a range of fabrics like leather, faux fur and silk. 729 built-in utility and decorative stitches plus another 30 on CD.



11 ¼ Inches needle to arm



V-Sonic Pen



New Compact Dual Feed Foot



Sew Straight Laser Guide



What's included?

14 Sewing Presser Feet:

Monogramming Foot, Zig Zag Foot, Buttonhole Foot, Overcasting Stitch Foot, Blind Stitch Foot, Zipper Foot, Clearview Foot, Button Fitting Foot, Free-Motion Quilting Foot, Free-Motion Echo Quilting Foot, Free-Motion Open Toe Quilting Foot, Straight Stitch Foot, Quarter Inch Foot with Guide, Compact Dual Feed Foot

Plus

Wide Table, Foot Controller, Knee Lifter, Soft Cover, Operation Manual, Sensor Pen, Sensor Pen Holder, Df Ditch Plate, Df Opentoe Plate, Df 1/4 Inch Plate, Df Yarn Guide, Yarn Threader, Needle Set (6), Twin Needle, Bobbins (10), Bobbin Clips (10), Cord Guide Bobbin Cover, Bobbin Cover (With Mark), Bobbin Case For Bobbinwork, Eyelet Punch, Grid Sheet, Extra Spool Pin, Dual King Spool Thread Stand, Specialty Spool Cap, Small Spool Cap, Medium Spool Cap, Large Spool Cap, Spool Net, USB Cable, Large Screwdriver, L-Shaped Screwdriver, Disc-Shaped Screwdriver, Cleaning Brush, Seam Ripper, Accessory Bag, Quick Start Guide.



Pivot Function



My Custom Stitch Function

Made to Quilt

QUILTING | SEWING



**MORE ROOM
FOR BIG
IDEAS**

Quilt Club
BQ3100



**BEST
VALUE
ALL-ROUNDER**

Innov-is NV1800Q



**POWERFUL
STRAIGHT
STITCHING**

PQ1600S



CRAFTING | EMBROIDERY



**PRECISION
FABRIC
CUTTING**

ScanNCut DX
SDX1250



**COMPACT
PORTABLE
AND LIGHT**

Innov-is A150



**INTELLIGENT
SPACIOUS
QUILTING**

AVENEER EV1



Hoop room for bigger embroidery.

Brother Innov-is VE2300

The Essence Innov-is VE2300 is perfect for anyone with a passion for embroidery! Complete your stitching faster with up to 1050 stitches per minute. Accurately position your embroidery design on your fabric with the convenient V-Sonic pen. With an expansive 200mm x 300mm maximum embroidery area, embroider larger projects with ease.



V-Sonic Pen For Embroidery



Large 7" LCD Touch Screen



Droplight Positioning Marker



318 Built-In Designs. 17 Fonts.



What's included?


- Embroidery Foot With LED Pointer
- Sensor Pen
- Embroidery Frame Set 200mm x 300mm
- Embroidery Frame Set 130mm x 180mm

Plus

Needle Set, Ball Point Needle set, 10 x Bobbins, 10 x Bobbin Clips, Brother Poly #60 Bobbin Thread, Seam Ripper, Scissors, Cleaning Brush, Small Screwdriver, Large Screwdriver, Disc-shaped Screwdriver, Vertical Spool Pin, 1 x Small Spool Cap, 2 x Medium Spool Cap, 1x Large Spool Cap, 1x Specialty Spool Cap, Spool Felt, Spool Net, Embroidery Needle Plate Cover, Touch Pen, USB Cable, Bobbin Work Bobbin Case, Stabiliser material, Pen Holder, Dust Cover, Operation Manual, Quick Reference Guide.



200 X 300mm Embroidery Area



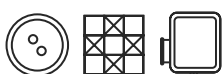
USB Port for Importing Designs



Hoop room for bigger embroidery. Large quilting.

Brother Innov-is VM5200

Create it all with the Essence Innov-is VM5200 sewing, embroidery and quilting combination machine. Enjoy the easy to use interface and larger 7inch LCD touch screen. Create large projects with the 200mm x 300mm embroidery area. 318 built-in stitch designs including 13 bobbin work designs and 17 fonts (12 Alphabet, 2 Cyrillic, 3 Japanese embroidery fonts). A Drop Light Positioning Marker to show you where the needle will drop is available as an additional purchase. 715 sewing stitches.



200 X 300mm Embroidery Area



11¼" Needle to Arm



7" Colour Touch Screen



USB Port for Importing Designs



What's included?

- Zigzag Foot, Zipper Foot, Buttonhole Foot, Button Sewing Foot, Monogramming Foot, Overcasting Foot, Blind Stitch Foot, Free-Motion Open Toe Quilting Foot, Embroidery Foot
- Embroidery Frame Set 130mm x 180mm
- Embroidery Frame Set 200mm x 300mm



Automatic Height Adjuster



Pivot Function

Plus


Detachable Embroidery Unit, Foot controller, Knee lifter, Soft cover, Operation Manual, My Custom Stitch CD, Needle set, Twin needle, Bobbin (4), Embroidery needle plate cover, Straight stitch needle plate, Cord guide bobbin cover, Specialty thread bobbin cover, Bobbin case for bobbin work, Eyelet punch, Embroidery bobbin thread, Stabilizer material, Grid sheet set, Extra spool pin, Specialty Spool cap, Small Spool cap, Medium Spool cap, Large Spool cap, Spool net, Small screwdriver, Large screwdriver, Disc-shaped screwdriver, Cleaning brush, Seam ripper, Accessory bag.



Design your own embroidery.

Brother Stellaire2 XE2

The Brother Stellaire2 Innov-is XE2 Embroidery Only Machine offers a generous 240mm x 360mm embroidery area, 788 designs, plus 101 exclusive Disney designs, and the My Design Centre for creating unique designs. Enjoy time-saving features like a 2-point positioning LED pointer for precise embroidery placement and stay connected with wireless integration for the My Design Snap mobile app, Artspira, Design Database Transfer, My Stitch Monitor, and My Connection.



240mm x 360mm Embroidery Area



Creative Yarn Couching



1 → 2 → 2-Point Embroidery Positioning




 My Design Centre with fill stitches



 Echo and Deco-fill Stippling



 Convert images into stitches



What's included?

- Embroidery Foot With LED Pointer
- Touch Pen (Stylus)
- Embroidery Frame With Decal Set: 240mm x 360mm
- Embroidery Frame With Decal Set: 130mm x 180mm
- Embroidery Couching Foot
- Couching Yarn Guide
- Couching Yarn Threader

Plus


Operation Manual, Quick Reference Guide, Embroidery Bobbin Thread (#90, White), Embroidery Positioning Sticker Sheets (4), Lens Calibration Sheet, Stabilizer Material, Embroidery Needle Plate Cover, Needle Set 75/11 (6), Ball Point Needle For Embroidery, Bobbins (10), Bobbin Clips (10), Telescopic Thread Stand, Thread Spool Insert (Mini King Thread Spool), Small Spool Cap, 2 x Medium Spool Cap, Large Spool Cap, Spool Felt, Spool Net, Multipurpose screwdriver, Small Screwdriver, Large Screwdriver, Disc-Shaped Screwdriver, Cleaning Brush, Seam Ripper, Scissors, Accessory Bag.




The creative combo with embroidery digitising.

Brother Stellaire2 XJ2

The Brother Stellaire2 Innov-is XJ2 Sewing and Embroidery Machine offers a generous 240mm x 360mm embroidery area, 788 designs, 101 exclusive Disney designs, and My Design Centre for creating unique designs. With 760 sewing stitches, including tapering, Sashiko styles, the possibilities are endless. Utilise the 2-point positioning LED pointer for precise embroidery placement. Stay connected with wireless integration for the My Design Snap mobile app, Artspira, Design Database Transfer, My Stitch Monitor, and My Connection.




240mm x 360mm Embroidery Area




1 → 2 2-Point Embroidery positioning





760 sewing and specialty stitches



Digitise your own designs



What's included?

15 Sewing Presser Feet Including: Embroidery Foot With Led Pointer, Embroidery Couching Foot, Zigzag Foot, Advanced Monogramming Foot N+, Overcasting Foot, Zipper Foot, Blind Stitch Foot, Button Fitting Foot, Buttonhole Foot, Compact Dual Feed Foot, Straight Stitch Foot, Free Motion Quilting foot 'C', Free Motion Quilting Foot 'E', Free Motion Open Toe Quilting Foot 'O', 1/4 Inch Quilting Foot With Guide, 2 x Embroidery Frame With Decal Sets: (240mm x 360mm, 130mm x 180mm), 2 x Embroidery Frame Sets: (100m x 100mm, 240mm x 240mm)

Plus

Detachable Embroidery Unit, Touch Pen (Stylus), Foot Controller, Knee Lifter, Dust Cover, Operation Manual, Quick Reference Guide, Needle Set: 75/11 (2), 90/14 (2), Ball Point Needle 90/14 (2), Twin Needle, Embroidery Ball Point Needle Set: 75/11 (2), Alternate Bobbin Case, Embroidery Needle Plate Cover, Embroidery Positioning Sticker Sheets (4), Lens Calibration Sheet, Grid Sheet Set, Stabilizer Material, Straight Stitch Needle Plate, Cord Guide Bobbin Cover (With Single Hole), Bobbin Cover (With Mark), Bobbin (10), Bobbin Clip (10), Eyelet Punch, Vertical Spool Pin, Thread Spool Insert (Mini King Thread Spool), Small Spool Cap, Medium Spool Cap (2), Large Spool Cap, Spool Felt, Spool Net, Small Screwdriver, Large Screwdriver, Disc-Shaped Screwdriver, Cleaning Brush, Seam Ripper, Scissors, Chalk Pencil, Accessory Bag



Echo and Deco-fill Stippling




Creative Yarn Couching


QUILT BROIDERY

Only Brother builds in the beauty of quilting at the touch of a button.


Digitise your own embroidered quilt blocks with the easy to use My Design Centre editing feature – built into Brother's Stellaire, Aveneer and PR1055X machines.




Choose a fill stitch style




Adjust the scale to suit your style



Quilt finished blocks with accurate positioning



New Auto Edge to Edge Quilting**



Fill around feature embroidery designs



Use shapes to create your own blocks



Auto split sashings to suit your border dimensions*



Adjustable echo quilting**




Experience True Luxury.

Brother Avener EV1

With an industry leading 14.1 inch workspace, 29.7cm x 46.5cm (11 5/8" x 18 1/4") embroidery area and 8" x 5" projection area, the Brother Avener EV1 sewing, embroidery, and quilting machine is game changing technology to enhance your creativity. The Avener EV1 boasts an impressive combination of quilting features including the new Intelligent Stitch Regulator and dynamic software built into its 10.1" touchscreen.



New Extra-Large Hoop



Intelligent Stitch Regulator





Watch the Video 



New Larger Embroidery Projection



Transform Photos into Thread Art




What's included?

Intelligent Stitch Regulator, 17 Presser Feet, including: Zigzag foot 'J', Advanced monogramming foot 'N+', Overcasting foot 'G', Zipper foot 'I', Buttonhole foot 'A+', Buttonhole foot stabiliser, Blind stitch foot 'R', Button fitting foot 'M', 1/4" Piecing foot with guide, Straight stitch foot, Free motion quilting foot 'C', Free motion echo quilting foot 'E', Embroidery foot 'W', Compact dual-feed mechanism and regular dual-feed foot, Couching dual-feed foot, Embroidery couching foot 'Y', 4 x Embroidery frame sets (297mm x 465mm, 272mm x 272mm, 130mm x 180mm, 100mm x 100mm), Scanning frame. Dual-purpose stylus, Support table, Yarn guide, Yarn threader, Alternative bobbin case, Bobbin work bobbin case, Embroidery positioning sticker sheets (4), Dual king spool stand, Assorted needle set (1), Needle set 75/11 (2), Ball point needle set 80/12 (2), Twin needle (1), Embroidery needle set 80/12 (2), Embroidery ballpoint needle 80/12 (1), Bobbin (10), Bobbin clip (10), Straight stitch needle plate, Cord guide bobbin cover (with single hole), Bobbin cover (with markings), Knee lift, Eyelet punch, Vertical spool pin, Thread spool insert (Mini king thread spool), Small spool cap, Medium spool cap (2), Large spool cap, Spool felt, Spool net, Multi-purpose screwdriver, Wide blade screwdriver, Narrow screwdriver, High shank adapter, Seam ripper, Cleaning brush, Scissors, Grid sheet set, Stabiliser, Accessory case, Operation manual, Quick reference guide, Soft machine cover.



New larger guides projection



New buttonhole preview




Sublimation printing at home.

Brother SP1

Ideal for artists, creators, designers, and crafters. The power of customisation is in your hands with the compact Brother SP1 Sublimation Printer. Print onto a sheet of sublimation paper, then use a heat press to transfer the design to your chosen product such as T-shirts, totes, mugs, travel cups, sweaters, and homewares. Print designs up to 215 x 355mm in high-quality, vibrant colours via Brother's free Artspira editing and design app or your computer and printer driver. Get started straight out of the box, with the included printer cartridges and sublimation printer sheets. Heat press required (additional purchase necessary).



Get started straight away



Generous print area

MAKE IT YOUR OWN



SP1
Sublimation
Printer



Watch the Video



Simply print then press



Quality Inks



What's included?

- SP1 Sublimation Printer
- Sublimation ink cartridges Black (1), Cyan (1), Magenta (1), Yellow (1)
- Sublimation paper (10 sheets US Letter size)
- Quick setup guide
- Product safety guide



Connects easily to your phone or laptop



Printing versatility




Precise cutting. New Rotary Auto Blade.

Brother ScanNCut DX SDX1250

NEW! Scan, cut, craft, create with the ScanNCut DX SDX1250. Featuring 1,303 built-in designs PLUS 63 rotary blade designs for the new rotary auto blade for fabric cutting. The ScanNCut is standalone. Preview your cutting on the colour touchscreen and create your own cutting files for free without a computer. Plus it's the only hobby cutting machine with a built-in scanner. The fully automatic blade detects the thickness of your material and will cut through materials up to 3mm thick. Wireless connectivity for sending files from your PC. Whisper-quiet technology.



No Computer Needed




No Fees or Subscriptions

ScanCut DX



1. Tool tray 2. Wireless LAN connection indicator 3. 5" LCD touchscreen operation panel 4. Power button 5. Home button 6. Feed button 7. Pause/stop button 8. Tool holder 9. Feeder release lever 10. Storage 11. Feed roller 12. Low tack cutting mat 13. Rotary auto blade holder and blade



Preview Your Cutting



True Auto Blades



What's included?

- Auto Blade Holder and Blade
- Rotary Auto Blade Kit
- Standard Mat 12 x 12 inch
- Low Tack Mat 12 x 12 inch
- My Connection Activation Card: Transfer your designs back and forth between the ScanNCut SDX1250 and selected Brother embroidery machines



Use The Scanner to Make Your Own Files



More Than Cutting

Plus


Pen Holder, Water Erase Pen, Air Erase Pen, High Tack Support Sheet (4), Touch Pen, Spatula, Accessory Pouch.



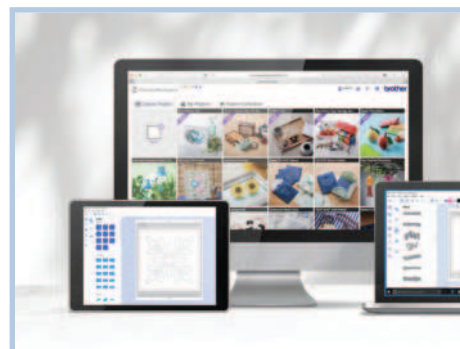
Precise cutting. New Rotary Auto Blade. Disney designs.

Brother ScanNCut SDX2250D

NEW! Make crafting magic with the ScanNCut DX SDX2250D. Featuring 1,485 built-in designs with 182 exclusive Disney designs PLUS 63 new rotary designs for the new rotary auto blade for fabric cutting. The ScanNCut is standalone. Preview your cutting on the colour touchscreen and create your own cutting files for free without a computer. Plus it's the only hobby cutting machine with a built-in scanner. The fully automatic blade detects the thickness of your material and will cut through materials up to 3mm thick. Wireless connectivity for sending files from your PC. Whisper-quiet technology.



No Computer Needed



No Fees or Subscriptions



Preview Your Cutting



True Auto Blades



What's included?

- Auto Blade Holder and Blade
- Rotary Auto Blade Kit
- Standard Mat 12 x 12 inch
- Low Tack Mat 12 x 12 inch
- My Connection Activation Card: Transfer your designs back and forth between the ScanNCut SDX2250D and selected Brother embroidery machines



Use The Scanner to Make Your Own Files



Roll Feeder Available

Plus

Pen Holder, Water Erase Pen, Air Erase Pen, High Tack Support Sheet (4), Touch Pen, Spatula, Accessory Pouch.



MAKE MORE

— WITH A —
MULTI-NEEDLE

TAKE IT FOR A TEST DRIVE



Are you ready for the productivity of 6 needles and the freedom of a tubular free arm so you can hoop almost anything? Take an extended test drive of a Brother multi-needle embroidery machine in a guided classroom setting and be amazed at how simple it is to achieve professional results with the innovative features and versatile accessories Brother offers - it's the ultimate embroidery experience for anyone wanting to make more.

Book into a Brother Multi-needle classroom event at a Brother dealer near you. Spaces are strictly limited to ensure each attendee receives a unforgettable experience.



NEW

EXPERIENCE
TRUE LUXURY

AVENEER EV1

Offering some of the largest, most advanced, and innovative features EVER available on any sewing, quilting & embroidery machine.



WORKSPACE
14.1"

EMBROIDERY FRAME
11 5/8" x 18 1/4"

PROJECTOR AREA
8" x 5"

BUTTONHOLE
PREVIEW

An exclusive innovation from Brother, available for the first time on Aveneer EV1

STITCHVISION
TECHNOLOGY

Uses intelligent light projection to preview stitches BEFORE completing them

brother



Increase productivity. Professional results.

PR680W 6 Needle Embroidery Machine

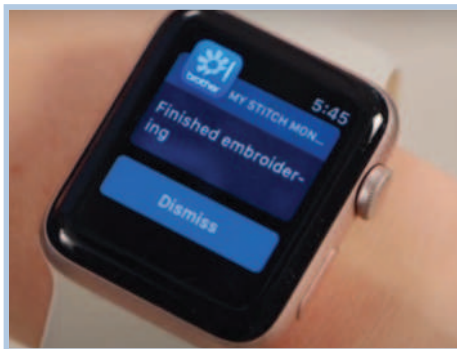
Make more with the versatility and time-saving conveniences of a multi-needle embroidery machine. Import designs via USB or the free app (PC only). Precisely position and auto rotate your designs with the new crosshair embroidery droplight laser. You'll be amazed how much time you can save with a 6 needle and how much easier it is to hoop finished items such as bags, caps and garments. Includes auto-threading, colour sorting and a handy app that notifies you when your machine needs attention. Includes 100 built-in embroidery designs, 50 size-adjustable embroidery lettering fonts and 12 decorative alphabets.




300 X 200mm Embroidery Area




Crosshair Embroidery Droplight Positioning and Alignment



 Free Apps to Import Designs and Monitor Stitching



 Auto Needle Threader



What's included?

- Tubular Frame Set 300mm x 200mm
- Tubular Frame Set 180mm x 130mm
- Tubular Frame Set 100mm x 100mm
- Tubular Frame Set 60mm x 40mm
- Tubular Frame Holder A
- Tubular Frame Holder B
- Bobbin Winder Set

Plus

Operation Manual /Quick Reference Guide, Touch Pen, USB Cable, Needle Plate Cover, Tweezers, Needle Exchange Tool, Embroidery Needle Set (6), Prewound Bobbins (6), Bobbin Tension Gauge, Medium Spool Cap (6), Spool Felt (6), Spool Net (6), Small Screwdriver, Allen Screwdriver, Phillips Screwdriver, Needle Plate Screwdriver, Wrench, Cleaning Brush, Seam Ripper, Scissors, Machine Oil, Accessory Case.



Additional Accessories Shown

 Tubular Free Arm Embroidery



 10.1 Inch Touchscreen for Editing



Increase productivity. Professional results.

PR1055X 10 Needle Embroidery Machine


Make more with a creative powerhouse that's easy to use and ready to work! Camera technology makes positioning a breeze, then watch your productivity soar with auto-threading, colour sorting and 10 needle speed. A handy app notifies you when your machine needs attention. Includes 1,184 built-in embroidery designs, 40 size-adjustable embroidery lettering fonts, and 14 monogramming font styles. Optional accessories like a Flat Brim Cap Frame are available to expand your product line.



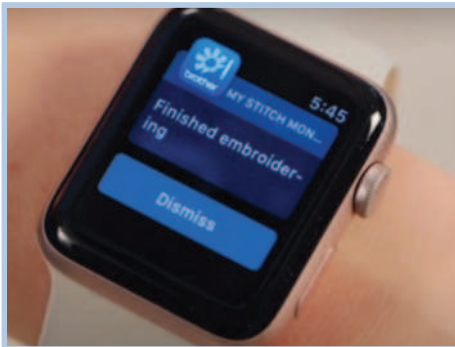
Optional Magnetic Frame Shown




360 x 200mm Embroidery Area




Auto Needle Threader




 Free Apps to Import Designs and Monitor Stitching



 Tubular Embroidery



 On Screen Editing & Digitising



 Camera Preview of Positioning



What's included?

- Embroidery Frame 360mm x 200mm
- Embroidery Frame 180mm x 130mm
- Embroidery Frame 100mm x 100mm
- Embroidery Frame 60mm x 40mm
- Scan Frame Kit
- Embroidery Frame Holder A
- Embroidery Frame Holder B

Plus

Operation Manual /Quick Reference Guide, Touch Pen, USB Cable, Needle Plate Spacer, Tweezers, Needle Exchange Tool, Embroidery Needle Set (2), Prewound Bobbins (6), Bobbin Tension Gauge, Medium Spool Cap (10), Spool Felt (10), Spool Net (10), Small Screwdriver, Allen Screwdriver, Phillips Screwdriver, Offset Screwdriver, Disc-Shaped Screwdriver, Wrench, Cleaning Brush, Seam Ripper, Scissors, Machine Oil, Accessory Case.

EMBROIDERY: FEATURES AT A GLANCE

| | EMBROIDERY ONLY | NV880E | VE2300 | STELLAIRE2 XE2 | |
|---|--|--|---|--|---------------------|
| BASIC | COLOUR LCD DISPLAY SIZE (HORIZONTAL X VERTICAL) INCHES | 4.4 X 2.5 | 3.6 X 6.0 | 3.6 X 6.0 | |
| | NEEDLE THREADER | ADVANCED | AUTO | AUTO | |
| | THREAD SENSOR | UPPER & BOBBIN | UPPER & BOBBIN | UPPER & BOBBIN | |
| | AUTO PRESSER FOOT UP/DOWN | DOWN ONLY | DOWN ONLY | DOWN ONLY | |
| SEWING | WORKSPACE SIZE HEIGHT X WIDTH MM (INCH) | - | - | - | |
| | BUILT-IN STITCHES | - | - | - | |
| | BUTTONHOLES | - | - | - | |
| | BUILT-IN FONTS | - | - | - | |
| | MY CUSTOM STITCH (STITCH CREATOR) | - | - | - | |
| | BACK TO BEGINNING KEY | - | - | - | |
| | AUTOMATIC FABRIC SENSOR SYSTEM | - | - | - | |
| | PIVOT FUNCTION | - | - | - | |
| | SIDEWAYS FEEDING | - | - | - | |
| | SATIN STITCH ELONGATION | - | - | - | |
| | PRESSER FOOT PRESSURE ADJUSTMENT | - | - | - | |
| | POSITIONING METHOD (SEWING) | - | - | - | |
| | MAXIMUM SEWING SPEED (SPM) | - | - | - | |
| | EMBROIDERY | MAXIMUM EMBROIDERY AREA (W X D) (MM) | 160 X 260 | 200 X 300 | 240 X 360 |
| | | BUILT-IN DESIGNS | 258 | 318 | 788 (101 DISNEY) |
| BUILT-IN FRAME DESIGNS | | 140 | 140 | 140 | |
| BUILT-IN EMBROIDERY FONTS | | 13 FONTS (9 ALPHA, 1 CYRILLIC, 3 JAPANESE) | 17 FONTS (12 ALPHA, 2 CYRILLIC, 3 JAPANESE) | 26 FONTS (24 ALPHA, 2 CYRILLIC) | |
| WLAN | | ✓ | ✗ | ✓ | |
| PC CONNECTIVITY WITH UPDATE CAPABILITY | | USB PORT/WLAN TRANSFER | VIA USB PORT | USB PORT/WLAN TRANSFER | |
| MEDIA TYPE | | USB PORT | USB PORT | USB PORT | |
| DESIGN DATA TRANSFER APP | | ✓ | - | ✓ | |
| DRAG & DROP EDITING | | ✓ | ✓ | ✓ | |
| COLOUR SHUFFLING™ FUNCTION | | - | - | ✓ | |
| COLOUR SORTING | | ✓ | ✓ | ✓ | |
| PROGRAMMABLE JUMP STITCH CUTTING | | ✓ | ✓ | ✓ | |
| ONSCREEN AUTOMATIC DENSITY ADJUSTMENT (STB) | | - | - | ✓ | |
| MY DESIGN CENTER™ | | - | - | ✓ | |
| POSITIONING METHOD (EMBROIDERY) | | FOOT WITH POINTER | FOOT WITH POINTER | APP, FOOT WITH POINTER, 2-POINT POSITIONING | |
| MAXIMUM EMBROIDERY SPEED (SPM) | 850 | 1050 | 1050 | | |

SEWING AND EMBROIDERY: FEATURES AT A GLANCE

| M380D | NV2700 | NQ3700D | VM5200 | STELLAIRE2 XJ2 | AVENEER EV1 |
|--------------------------------|---|---|--|---|--|
| 3.2 X 1.8 | 4.4 X 2.5 | 4.4 X 2.5 | 3.6 X 6.0 | 5.3 X 8.5 | 5.3 X 8.5 |
| ADVANCED | ADVANCED | ADVANCED | AUTO | AUTO | AUTO |
| ✓ | UPPER & BOBBIN | UPPER & BOBBIN | UPPER & BOBBIN | UPPER & BOBBIN | UPPER & BOBBIN |
| ✗ | ✓ | ✓ | ✓ | ✓ | ✓ |
| 103 X 162 (4.1 X 6.2) | 104 X 210 (4.1 X 8.3) | 104 X 210 (4.1 X 8.3) | 127 X 286 (5 X 11.25) | 127 X 286 (5 X 11.25) | 297 x 465 (11 5/8" x 18 1/4") |
| 181 | 291 (NEW BLANKET STITCH HAS BEEN ADDED) | 291 (NEW BLANKET STITCH HAS BEEN ADDED) | 715 | 760 | 877 |
| 10 ONE-STEP | 10 ONE-STEP | 10 ONE-STEP | 14 ONE-STEP | 15 ONE-STEP + 1 FOUR-STEP | 15 ONE-STEP + 1 FOUR-STEP |
| 3 (PLUS JAPANESE) | 3 (PLUS CYRILLIC & JAPANESE) | 3 (PLUS CYRILLIC & JAPANESE) | 3 (PLUS CYRILLIC & JAPANESE) | 3 (PLUS CYRILLIC) | 3 (PLUS CYRILLIC) |
| ✓ (ADVANCED) | ✓ (ADVANCED) | ✓ (ADVANCED) | ✓ | ✓ (ADVANCED) | ✓ (ADVANCED) |
| ✓ | ✓ | ✓ | ✓ | ✓ | ✓ |
| - | ✓ | ✓ | ✓ | ✓ | ✓ |
| - | ✓ | ✓ | ✓ | ✓ | ✓ |
| - | ✓ | ✓ | ✓ | ✓ | ✓ |
| ✓ | ✓ | ✓ | ✓ | ✓ | ✓ |
| - | ✓ | ✓ | ✓ | ✓ | ✓ |
| - | - | - | - | LASER LINE-MAKER | PROJECTOR GUIDELINE MARKER |
| 850 | 850 | 850 | 1050 | 1050 | 1050 |
| 100 X 100 | 160 X 260 | 160 X 260 | 200 X 300 | 240 X 360 | 297 X 456 |
| 135 (65 DISNEY) | 258 | 313 (55 DISNEY) | 318 | 788 (101 DISNEY) | 1858 (217 DISNEY) |
| 140 | 140 | 140 | 140 | 140 | 140 |
| 11 (8 ALPHA, 3 JAPANESE) | 13 | 13 | 17 (12 ALPHA, 2 CYRILLIC, 3 JAPANESE) | 26 (24 ALPHA, 2 CYRILLIC) | 31 |
| ✓ | ✓ | ✓ | ✗ | ✓ | ✓ |
| VIA USB PORT | USB PORT/WLAN TRANSFER | USB PORT/WLAN TRANSFER | VIA USB PORT | USB PORT/WLAN TRANSFER | USB PORT/WLAN TRANSFER |
| USB PORT | USB PORT | USB PORT | USB PORT | USB PORT | USB PORT/WLAN |
| ✓ | ✓ | ✓ | ✗ | ✓ | ✓ |
| - | ✓ | ✓ | ✓ | ✓ | ✓ |
| - | - | - | - | ✓ (W/ FAVOURITE FUNCTION) | ✓ (W/ FAVOURITE FUNCTION) |
| - | ✓ | ✓ | ✓ | ✓ | ✓ (ENHANCED VERSION) |
| - | ✓ | ✓ | ✓ | ✓ | ✓ |
| - | - | - | - | ✓ | ✓ |
| - | FOOT WITH POINTER | - | FOOT WITH POINTER (OPTIONAL) | APP, FOOT WITH POINTER, 2-POINT POSITIONING | CAMERA, FOOT WITH POINTER, PROJECTOR |
| 400 | 850 | 850 | 1050 | 1050 | 1050 |

SEWING AND QUILTING

| | A16 | A80 | A150 | |
|---------------------|---|----------------------------|----------------------------|----------------------------|
| BASIC | WORKSPACE MM/INCHES | 103 X 162 (4.1 X 6.2) | 103 X 162 (4.1 X 6.2) | 103 X 162 (4.1 X 6.2) |
| | LCD SIZE (HORIZONTAL X VERTICAL) MM | 62 X 23.5 | 62 X 23.5 | 73 X 40 |
| | DISPLAY | MONOCHROME | MONOCHROME | MONOCHROME |
| | COMPUTER CONNECTIVITY WITH UPDATE CAPABILITY | - | - | - |
| SEWING AND QUILTING | NEEDLE THREADER | ADVANCED (ONE-TOUCH LEVER) | ADVANCED (ONE-TOUCH LEVER) | ADVANCED (ONE-TOUCH LEVER) |
| | SEPARATE DRIVE FOR BOBBIN WINDING | - | - | - |
| | AUTOMATIC THREAD CUTTER | NO | NO | YES |
| | WIDE TABLE | OPTIONAL | OPTIONAL | OPTIONAL |
| | MAXIMUM SEWING SPEED (SPM) | 850 | 850 | 850 |
| | STITCH WIDTH/LENGTH | 7MM/5MM | 7MM/5MM | 7MM/5MM |
| | BUILT-IN STITCHES | 16 | 80 | 150 |
| | AUTOMATIC BUTTONHOLES | 3 | 8 | 10 |
| | BUILT-IN SATIN STITCH PATTERNS (SATIN & DECORATIVE SATIN) | - | 10 (8+2) | 14 (8+6) |
| | BUILT-IN LETTERING FONTS | - | - | 3 + JAPANESE |
| | MY CUSTOM STITCH (STITCH CREATOR) | - | - | - |
| | BACK TO BEGINNING KEY | - | - | YES |
| | SATIN STITCH ELONGATION | - | - | - |
| | TWIN NEEDLE SETTING KEY | - | YES | YES |
| | UPPER THREAD TENSION | DISC (MANUAL) | DISC (FINE) | DISC (FINE) |
| | THREAD SENSOR | - | - | - |
| | AUTOMATIC FABRIC SENSOR SYSTEM | - | - | - |
| | SQUARE FEED (BOX FEED) | - | - | - |
| | SIDEWAYS FEEDING | - | - | - |
| | PRESSER FOOT UP/DOWN BUTTON | - | - | - |
| | PRESSER FOOT PRESSURE ADJUSTMENT | - | - | - |
| | MULTI-FUNCTION FOOT CONTROL | - | - | - |
| | SEW STRAIGHT LASER VISION GUIDE | - | - | - |
| | POSITIONING BY V SONIC PEN | - | - | - |
| | PIVOT FUNCTION | - | - | - |
| | DROP FEED | MANUAL | MANUAL | MANUAL |
| | FREE-MOTION FOOT HEIGHT ADJUSTABILITY | - | - | - |
| | WALKING FOOT | OPTIONAL | OPTIONAL | OPTIONAL |
| | QUILT GUIDE | OPTIONAL | OPTIONAL | OPTIONAL |
| | FREE MOTION QUILTING FOOT | OPTIONAL | OPTIONAL | OPTIONAL |
| | 1/4 INCH QUILTING FOOT | OPTIONAL | OPTIONAL | OPTIONAL |

| F420 | NV1800Q | BQ2500 | BQ3100 |
|----------------------------|----------------------------|---------------------------------|---------------------------------|
| 190 X 104 (7.4 X 4.1) | 104 X 210 (4.1 X 8.3) | 127 X 286 (5.0 X 11.25) | 127 X 286 (5.0 X 11.25) |
| 73 x 40 | 73 X 40 | 91 X 152 | 91 X 152 |
| MONOCHROME | MONOCHROME | COLOUR | COLOUR |
| - | - | VIA USB | VIA USB |
| ADVANCED (ONE-TOUCH LEVER) | ADVANCED (ONE-TOUCH LEVER) | AUTO | AUTO |
| - | - | YES | YES |
| YES | YES | YES | YES |
| OPTIONAL | YES | YES | YES |
| 850 | 850 | 1050 | 1050 |
| 7MM/5MM | 7MM/5MM | 7MM/5MM | 7MM/5MM |
| 180 | 290 | 759 (30 ON CD) | 759 (30 ON CD) |
| 10 | 10 | 14 | 14 |
| 27 (17+10) | 35 (18+17) | 76 (20+56) | 76 (20+56) |
| 3 + CYRILLIC & JAPANESE | 3 + CYRILLIC & JAPANESE | 3 + CYRILLIC & JAPANESE | 3 + CYRILLIC & JAPANESE |
| YES | YES | YES | YES |
| YES | YES | YES | YES |
| YES | YES | YES | YES |
| YES | YES | YES | YES |
| DISC (FINE) | AUTO | AUTO | AUTO |
| YES | YES | UPPER & BOBBIN | UPPER & BOBBIN |
| - | YES | YES | YES |
| YES | YES | YES | YES |
| - | YES | YES | YES |
| - | YES | YES | YES |
| YES (ELECTRICAL) | YES (ELECTRICAL) | YES | YES |
| OPTIONAL (DUAL) | OPTIONAL (DUAL) | OPTIONAL (MULTI) | OPTIONAL (MULTI) |
| - | - | - | YES |
| - | - | - | YES |
| - | YES | YES | YES |
| MANUAL | MANUAL | YES | YES |
| - | YES | YES | YES |
| OPTIONAL | YES | COMPACT MUVIT DIGITAL DUAL FEED | COMPACT MUVIT DIGITAL DUAL FEED |
| OPTIONAL | YES | OPTIONAL | DUAL FEED QUILTER R/L |
| OPTIONAL | YES | 3 INCLUDED (C, E, O) | 3 INCLUDED (C, E, O) |
| OPTIONAL | YES | YES | YES |

brother